

DUMPS ARENA

ArchiMate 2 Combined Part 1 and 2 Examination

The Open Group OG0-023

Version Demo

Total Demo Questions: 10

Total Premium Questions: 103

Buy Premium PDF

<https://dumpsarena.co>

sales@dumpsarena.co

sales@dumpsarena.co
dumpsarena.co

Topic Break Down

Topic	No. of Questions
Topic 1, Part 1 Questions	86
Topic 2, Part 2 Scenarios	17
Total	103

QUESTION NO: 1

Scenario

Please read this scenario prior to answering the question

The ArchiSuranceTo Go mobile consumer solution is increasingly important to ArchiSurance, which uses it to sell and renew insurance products, provide customer service, enable accurate and convenient home recordkeeping, and capture and process claims. The solution consists of three components. The Consultant lets customers review their existing coverage, and update it based on common life events, such as getting a new car, moving into a new home, or having a family member move in or out. If necessary, they can speak or chat with a customer service representative. The Home Manager helps customers photograph and catalogue their valuable possessions in order to support the filing of accurate claims in case of loss or damage. The Claim Manager enables customers to quickly file a claim for loss or damage to an insured auto, home or possession. It enables customers to describe the incident by referencing information captured with the Consultant and the Home Manager applications. In addition, it allows the customer to add photographs, audio, video and text to support a claim, submit the claim, and monitor its progress.

The ArchiSurancetoGo components rely on a number of application services hosted by ArchiSurance. The first is an Auto Identification and Description (AID) service that the Consultant uses to validate and complete auto information entered by customers. The second service, Home Identification and Description (HID) performs the same function for home information, and is used by the Home Manager. The Consultant also uses the Virtual Agent service to guide customers as they select coverage options, the Payment Processor service to arrange premium payments, and the Coverage Activator service to generate policies and put them in force.

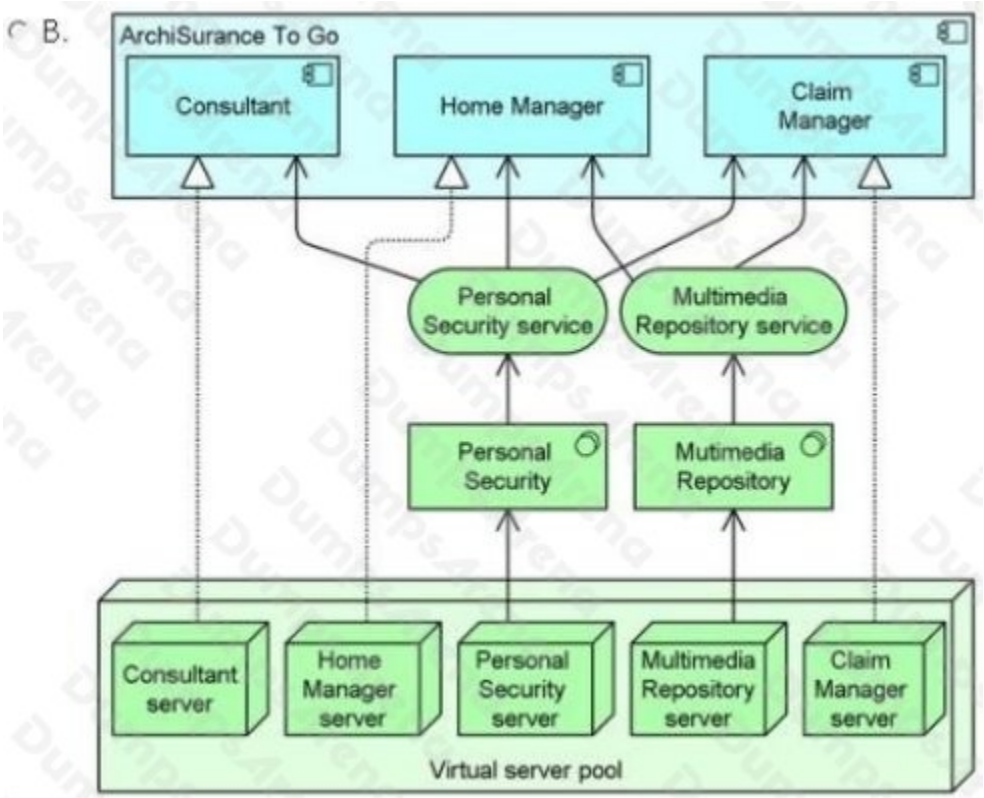
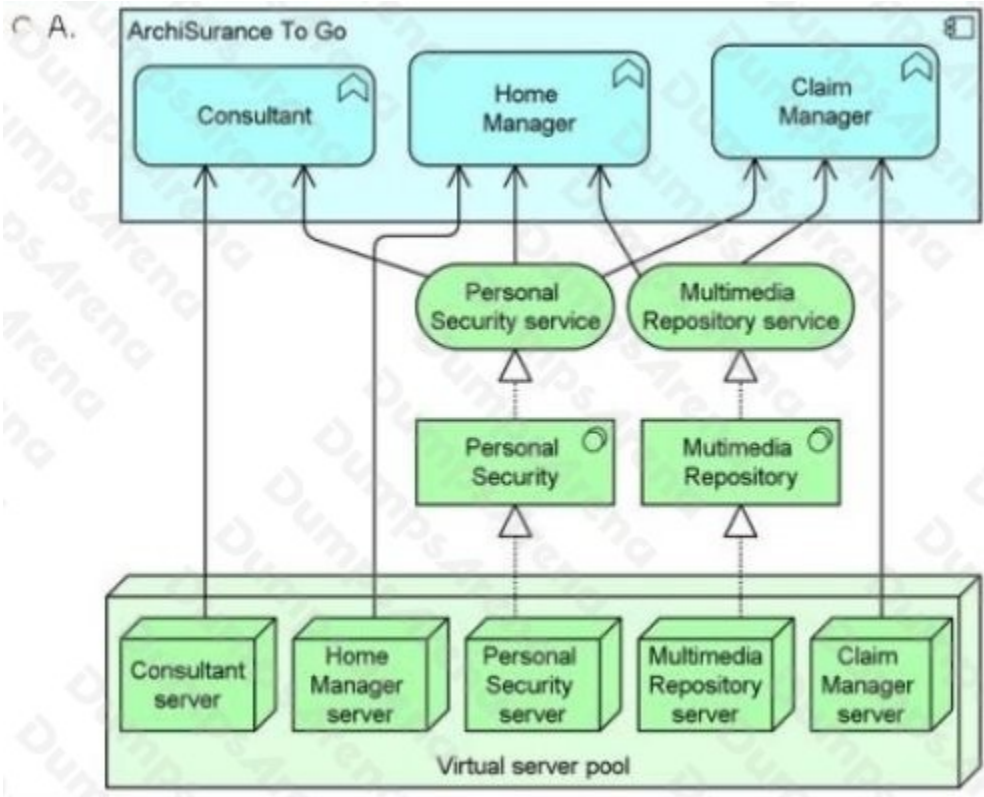
ArchiSurance to Go also relies on a number of infrastructure services. The Home Manager uses a Multimedia Repository service to store and retrieve information about insured homes. The Claim Manager also uses this service for claim information entered by customers. All three components of ArchiSuranceTo Go use a Personal Security service to register and authenticate customers, and to manage their profiles.

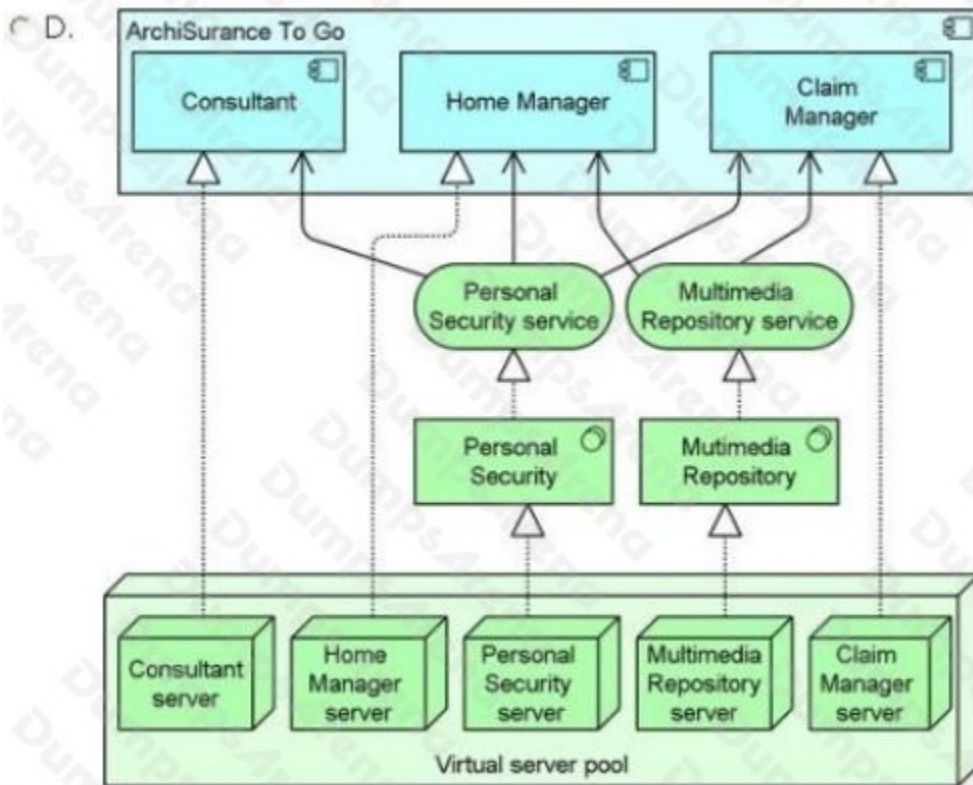
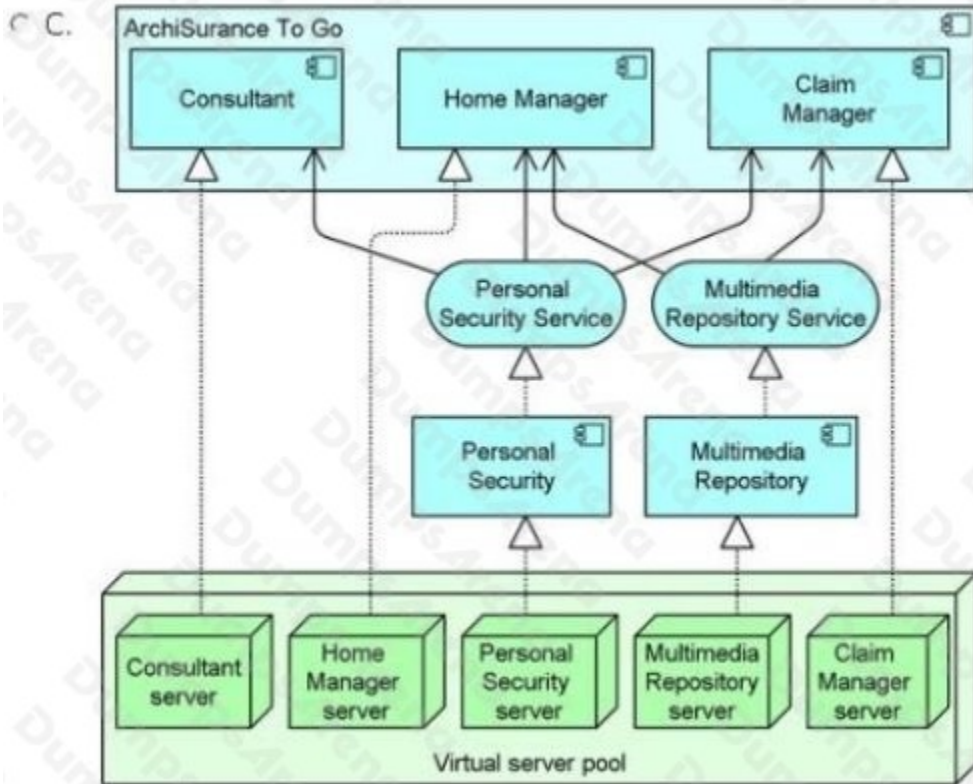
Each application service is realized by an application component with the same name. Also, each infrastructure service is realized by a system software environment with the same name. ArchiSurance hosts both the application components and system software environments in a virtualized server pool within its data center. Each service has its own virtual server. Each server is connected to a data center network (DCN) which in turn connects to a commercial wide area network (WAN).

Refer to the Scenario

The new head of IT infrastructure would like a better understanding of the applications used by ArchiSurance to Go mobile solution and the hosting infrastructure that supports these applications.

Which answer provides the best description of the applications and their underlying infrastructure? (Please note that it is not necessary to model the networks).





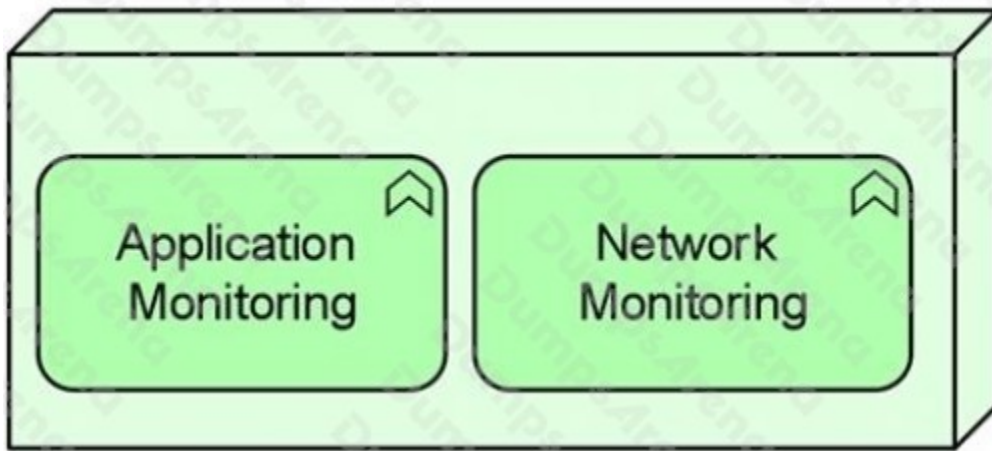
A. Option A

- B. Option B
- C. Option C
- D. Option D

ANSWER: D

QUESTION NO: 2

Consider the following diagram:



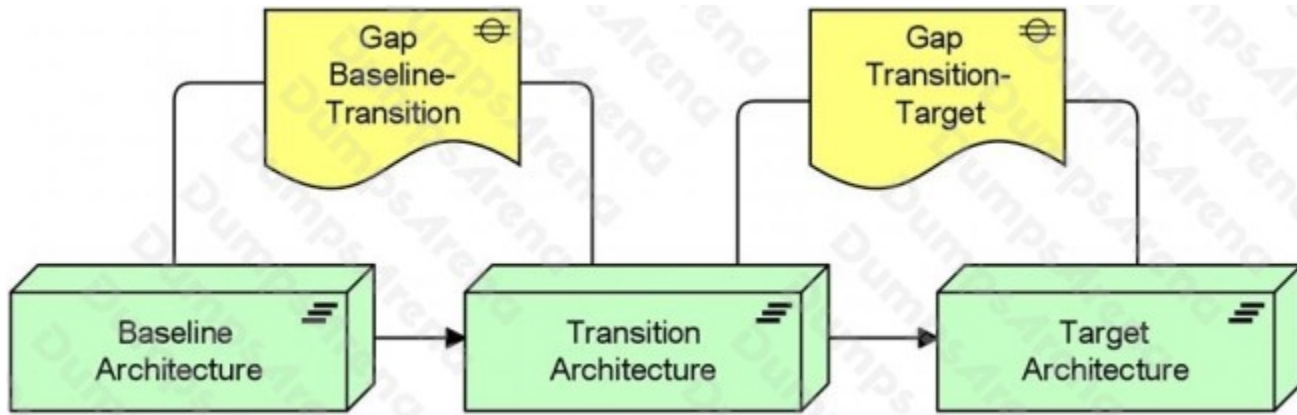
Which of the following best describes what this diagram represents?

- A. A node with two system software environments. One performs Application Monitoring, the other Network Monitoring
- B. A node that performs two functions: Application Monitoring and Network Monitoring
- C. A node that processes two types of data, pertaining respectively to Application Monitoring and Network Monitoring
- D. A node with application components. One performs Application Monitoring, the other Network Monitoring

ANSWER: B

QUESTION NO: 3

The following diagram shows an example of the use of the Migration viewpoint:



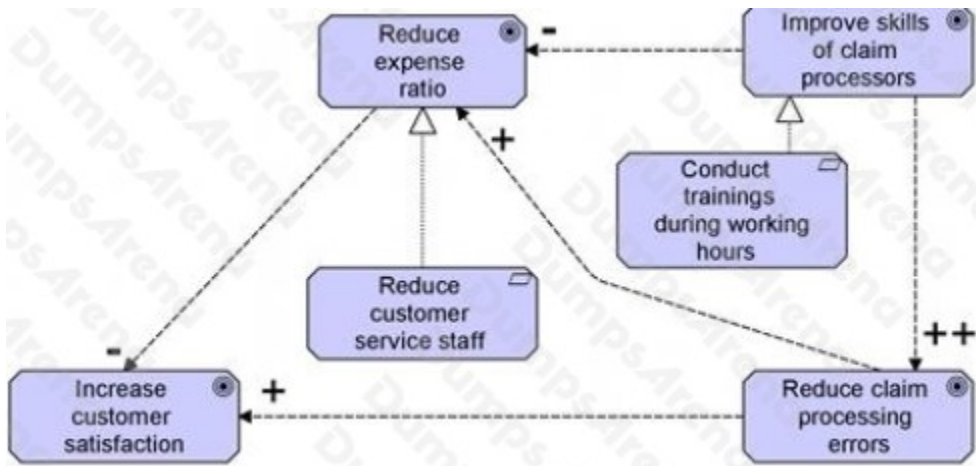
Which of the following best describes a reason for using this viewpoint?

- A. To model the management of architecture change
- B. To help determine the priorities of implementation projects
- C. To relate programs and projects to the parts of the architecture that they implement
- D. To help in planning the transition from the current architecture to a desired future architecture

ANSWER: D

QUESTION NO: 4

The following is an example of an ArchiMate Goal Contribution view:



Which goals negatively influence other goals?

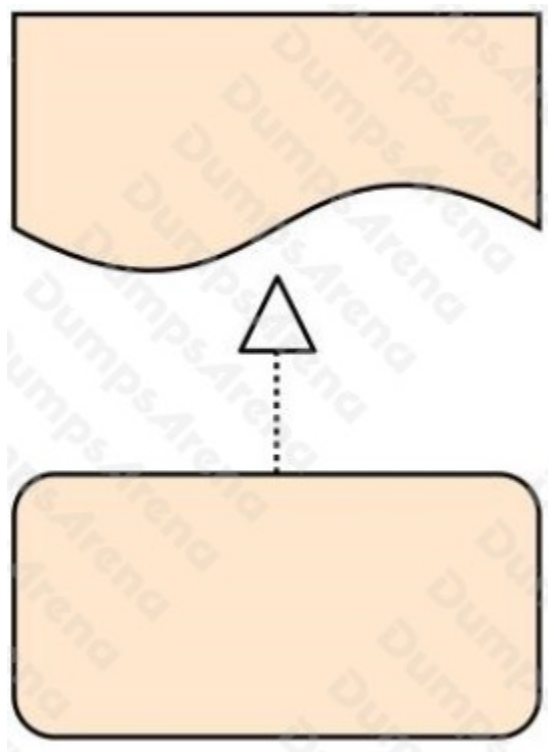
- A. Reduce expense ratio and Improve skills of claim processors
- B. Reduce customer service staff and Conduct trainings during working hours
- C. Reduce claim processing errors and Reduce expense ratio

D. Improve skills of claim processors and Reduce customer service staff

ANSWER: A

QUESTION NO: 5

Consider the following diagram:



Which of the following best describes what this diagram represents?

- A. A work package that realizes a deliverable
- B. A business process that realizes a representation
- C. A work package that realizes a gap
- D. A plateau that realizes a gap

ANSWER: A

QUESTION NO: 6

Consider the following statement:

1. An application component is a self-contained unit of functionality.

- 2. An application component may perform one or more application functions.
- 3. The name of an application component should preferably be a noun.

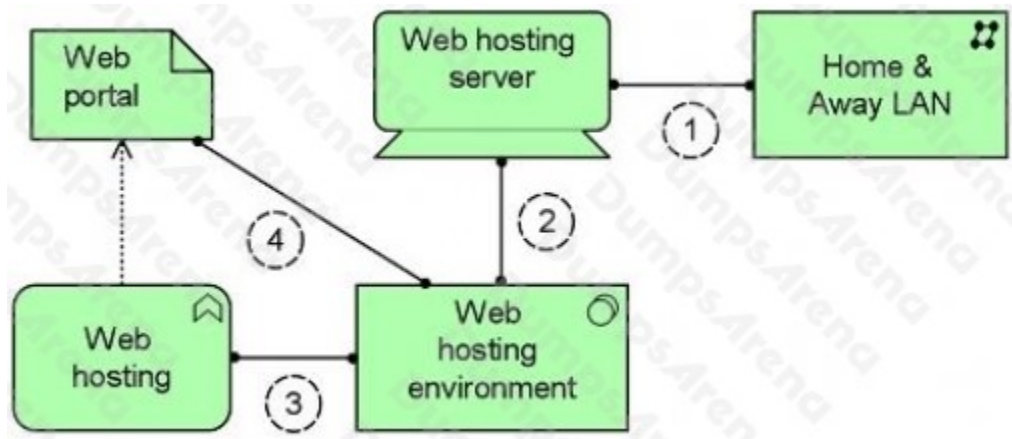
Which of the following answers regarding the statement is correct?

- A. 1 and 2 are correct, 3 is not correct
- B. 2 and 3 are correct, 1 is not correct
- C. 1 and 3 are correct, 2 is not correct
- D. 1, 2 and 3 are all correct

ANSWER: D

QUESTION NO: 7

Consider the following diagram:



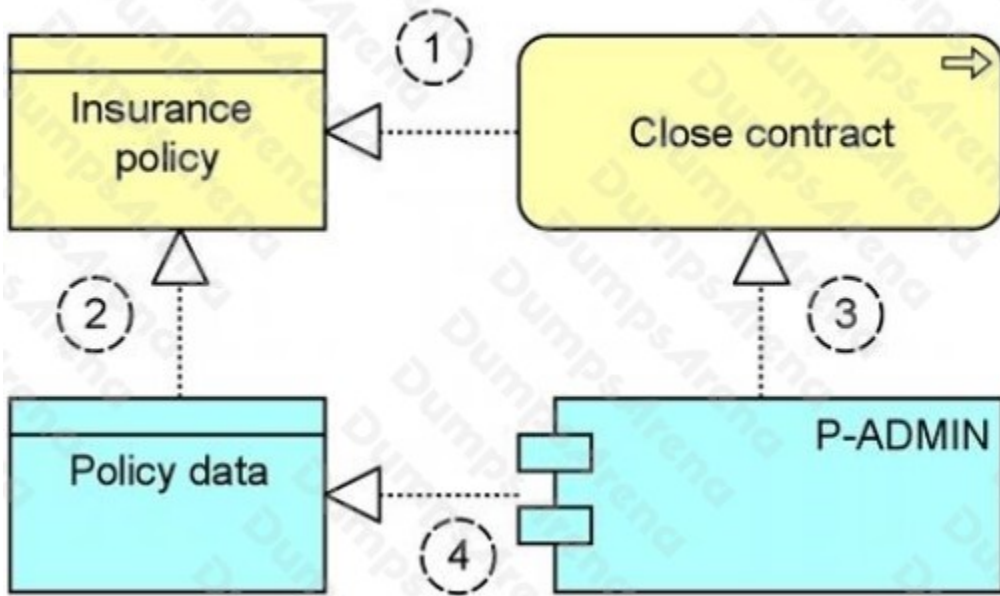
Which of the numbered assignment relationships is not allowed according to the ArchiMate metamodel?

- A. Number 1
- B. Number 2
- C. Number 3
- D. Number 4

ANSWER: A

QUESTION NO: 8

Consider the following diagram:



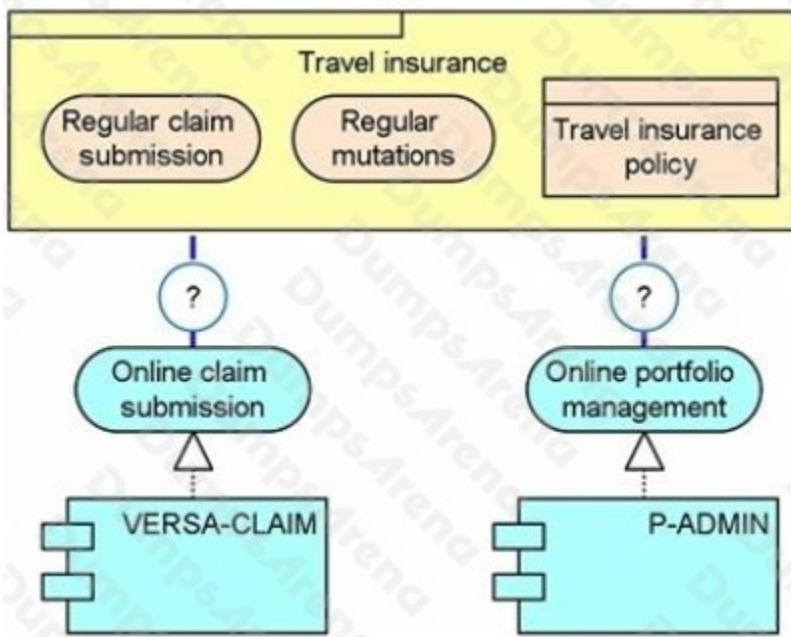
Which of the numbered relationships is correct according to the ArchiMate metamodel?

- A. Number 1
- B. Number 2
- C. Number 3
- D. Number 4

ANSWER: B

QUESTION NO: 9

A travel insurance product offers a combination of non-automated and automated services to customers, as shown in the following diagram.



Which of the following is the correct relationship to be used between the product and the application services?

- A. Product aggregates Application Services
- B. Application Services aggregate Product
- C. Product realizes Application Services
- D. Application Services realize Product

ANSWER: A

QUESTION NO: 10

Which application layer concept is defined as a passive element?

- A. Application component
- B. Application function
- C. Data object
- D. Business object

ANSWER: C