

DUMPS ARENA

HCIP-Datacom-Core Technology V1.0

Huawei H12-821 V1-0

Version Demo

Total Demo Questions: 7

Total Premium Questions: 60

Buy Premium PDF

<https://dumpsarena.co>

sales@dumpsarena.co

sales@dumpsarena.co
dumpsarena.co

QUESTION NO: 1

In a route-policy, which of the following BGP attributes can be used in apply clauses?

- A. MED
- B. AS_Path
- C. Tag
- D. Local-Preference

ANSWER: A B D

QUESTION NO: 2

Which of the following TLVs is used by ISIS to describe the IP address of an interface?

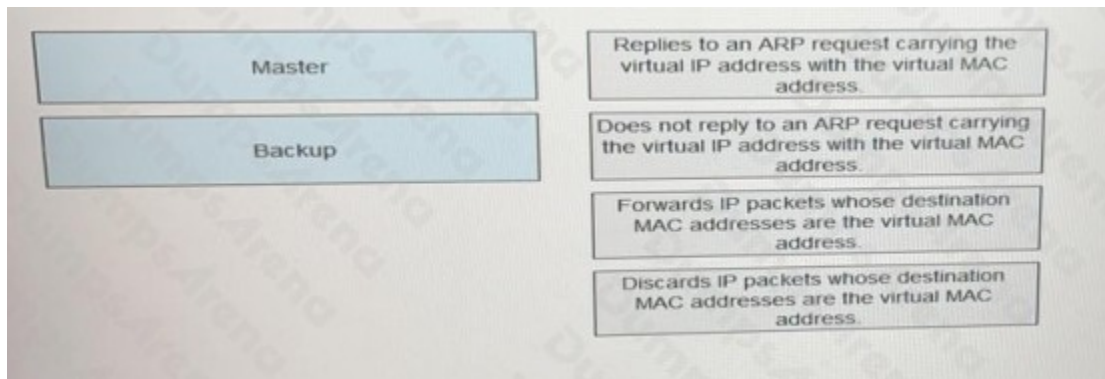
- A. 129
- B. 131
- C. 128
- D. 132

ANSWER: D


QUESTION NO: 3 - (DRAG DROP)

DRAG DROP


Drag the following VRRP states to the corresponding working mechanisms.



ANSWER:



Explanation:



QUESTION NO: 4

Which of the following statements regarding an IP prefix are true?

A. An IP prefix filter is used to filter IP address prefixes and cannot match an IP prefix number and a prefix length at the same time.

- B. An IP prefix filter cannot be used to filter data packets.
- C. An IP prefix filter is used to filter IP address prefixes and can match an IP prefix number and a prefix length at the same time.
- D. An IP prefix filter can be used to filter data packets.

ANSWER: D

QUESTION NO: 5

If a router ID is configured in both the system view and the BGP view, BGP uses the router ID configured in the BGP view because the BGP view takes precedence over the system view.

- A. TRUE
- B. FALSE

ANSWER: B

QUESTION NO: 6

RSTP provides different functions in different scenarios. Which of the following statements

is false?

- A. After TC-BPDU attack defense function is enabled, you can set the number of times the switch processes TC BPDUs within a certain period
- B. The role of the designated port that is enabled with root protection cannot be changed
- C. If the edge port on the switch enabled with BPDU protection receives RST BPDU, the switch sets the edge port as a non-edge-port and triggers STP calculation
- D. When the designated port enabled with root protection receives optimal RST BPDUs, the port enters the Discarding state and does not forward packets. If the port does not receive optimal RST BPDUs within a certain period of time, the port will automatically restore to the Forwarding state

ANSWER: C

QUESTION NO: 7

After which of the following parameters are modified does an IS-IS neighbor relationship need to be re-established?

- A. The cost of an IS-IS interface is changed.
- B. The IP address of an ISIS interface is changed.
- C. The level of an ISIS interface is changed.
- D. The interval at which an IS-IS interface sends IIH packets is changed.

ANSWER: C