

DUMPS ARENA

UiPath Advanced RPA Developer v1.0 Exam (UiARD)

UiPath UiPath-ARDv1

Version Demo

Total Demo Questions: 15

Total Premium Questions: 351

Buy Premium PDF

<https://dumpsarena.co>

sales@dumpsarena.co

sales@dumpsarena.co
dumpsarena.co

QUESTION NO: 1

What type of Output variable do all Get Mail activities return? (POP3, IMAP, Outlook, Exchange)

Options are :

- A. List
- B. List
- C. MailMessage

ANSWER: B**QUESTION NO: 2**

In the UiPath Robotic Enterprise Framework template, to enable the retry mechanism without using Queues, what should the value of MaxRetryNumber be set to?

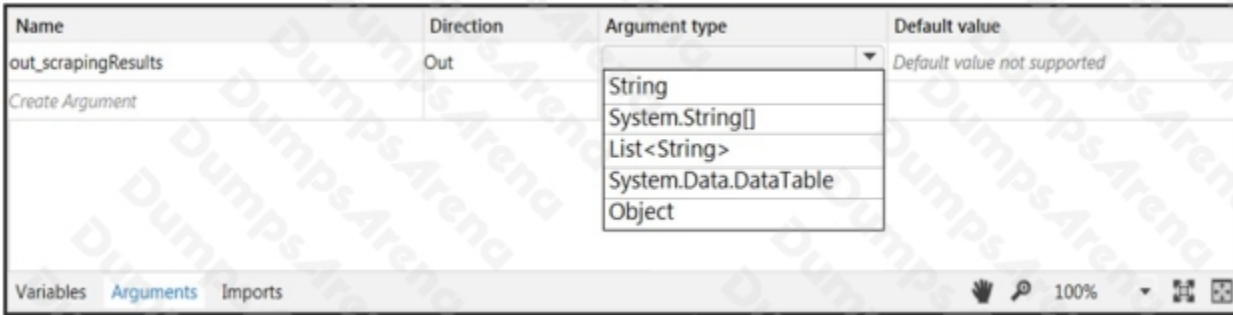
Options are :

- A. 0
- B. Any value greater than 0
- C. Any value greater than 2

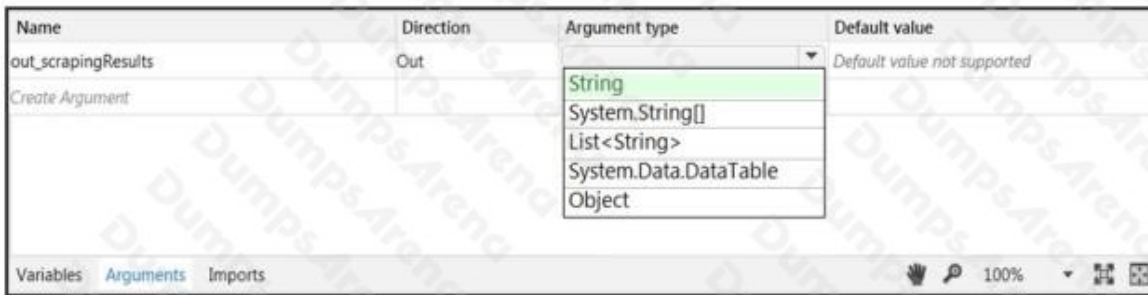
ANSWER: B**QUESTION NO: 3 - (HOTSPOT)**

A developer needs to create an Out argument to pass the results of a Data Scraping activity to another workflow. The activity scrapes text from a structured list on a website.

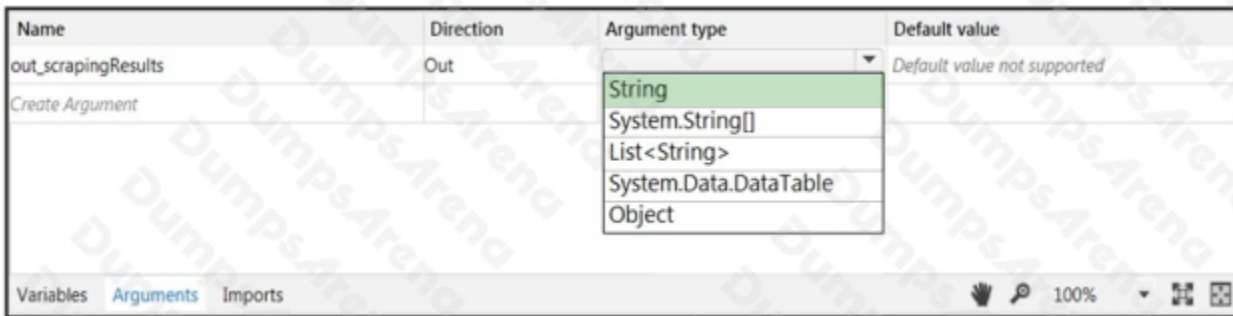
From the drop-down list shown in the exhibit, select the Argument Type that should be used.



ANSWER:

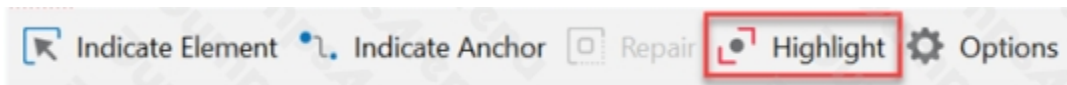


Explanation:



QUESTION NO: 4

A developer is using UiExplorer to modify selectors. The "Highlight" button is present in UiExplorer. What is its functionality and when does this button appear?



- A. Highlights the selected element from the Visual Tree in real time. The highlight stays on for 3 seconds.
- B. Brings the target element in the foreground. The button is enabled only if the selector is valid.
- C. Highlights the selected element from the Visual Tree in real time. The highlight stays on until it's switched off.

D. Brings the target element in the foreground. The button is enabled only if the selector is invalid.

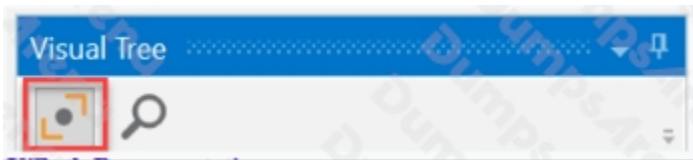
ANSWER: B

Explanation:

Explanation

The general Highlight button in UiExplorer brings the target element in the foreground. The highlight stays on until it's switched off. The button is enabled only if the selector is valid.

Highlight button in Visual Tree panel highlights the selected element from the Visual Tree in real time. The highlight stays on until it's switched off.



Exam Topic: Describe how Tags and Attributes, Dynamic Selectors, Anchor Base, etc. are used in UI Explorer to create a robust selector in the Default, Active Accessibility, or UI Automation frameworks

QUESTION NO: 5

Which emails are deleted if you use Get IMAP Mail Messages with the DeleteMessages property set to true?

Options are :

- A. Only the emails that were marked as previously read.
- B. There is no DeleteMessages property for the Get IMAP Mail Message activity. This option is available only for Get Exchange Mail Message.
- C. The ones in the list that is retrieved by the Get IMAP Mail Messages activity.

ANSWER: C

QUESTION NO: 6

In the UiPath Robotic Enterprise Framework template, in the Main workflow, the State Machine includes the following states:

Options are :

- A. Init state
- B. Set Transaction State
- C. Get transaction data state

- D. End Process State
- E. Process Transaction State

ANSWER: A C D E

QUESTION NO: 7

How can a process be executed on three different robots?

Options are :

- A. By scheduling the process and adjusting the settings in the Execution Target tab accordingly
- B. By creating a job and selecting all three robots
- C. By deploying the process in the environment of the robots, which run it automatically
- D. It is not possible to allocate a process to three different robots

ANSWER: A B

QUESTION NO: 8

In the UiPath Robotic Enterprise Framework template, what should be the outcome of the Process Transaction state of the Main workflow when the application loops back to the Get Transaction Item state?

Options are :

- A. Application exception
- B. Business rule exception
- C. Success

ANSWER: B C

QUESTION NO: 9

Which of the following statements is true regarding Lists and Arrays?

Options are :

- A. You can add any number of elements to an array.

- B. You can iterate through a List using a For Each loop activity.
- C. List items can be added using an Add to Collection activity.
- D. Array and List elements can be accessed by index.

ANSWER: B C

QUESTION NO: 10

A developer automates a project for Finance Team. As the first step, robot needs to capture ticket numbers from a Sharepoint site and then search them in Salesforce application. However, on Sharepoint all ticket numbers contain 7 characters and start with zeros e.g. 0000728, 0011430, 0003219. While in Salesforce, zeros in front are removed e.g. 728, 11430, 3219.

How can robot overcome this inconsistency?

- A. `newTicketNumber = oldTicketNumber.Substring(3)`
- B. `newTicketNumber = oldTicketNumber.Trim("0"c)`
- C. `newTicketNumber = oldTicketNumber.TrimStart("0"c)`
- D. `newTicketNumber = oldTicketNumber.Replace("0","")`

ANSWER: C

Explanation:

Explanation

TrimStart method would remove all zeroes only at the start of the ticket number (correct).

Trim method would remove zeroes at the start and at the end of the ticket number (incorrect).

Replace("0") would remove zeroes from the whole string, even in the middle (incorrect).

Substring(3) would work only for ticket numbers with 3 zeroes at the start (incorrect).

Microsoft Documentation

UiPath Forum

Exam Topic: Identify how methods, activities, and the RegEx Builder are used for string manipulation and regular expressions

QUESTION NO: 11

In UiPath Robotic Enterprise Framework, what are the transitions of the Init state?

Options are :

- A. In the case of Success, the transition is to the Process Transaction state.
- B. In the case of System Error, the transition is to the End Process state.
- C. In the case of Success, the transition is to the Get Transaction Data state.
- D. In the case of System Error, the transition is to the Init state.

ANSWER: B C

QUESTION NO: 12

Where should credentials be stored? Select all the options that apply.

Options are :

- A. In Windows Credential Store.
- B. In Orchestrator, as assets.
- C. Directly inside the workflows, as variables.

ANSWER: A C

QUESTION NO: 13

You want to build a Dispatcher process to populate an Orchestrator Queue for parallel processing on multiple robots. Which activity should you use to add a queue item for each work item?

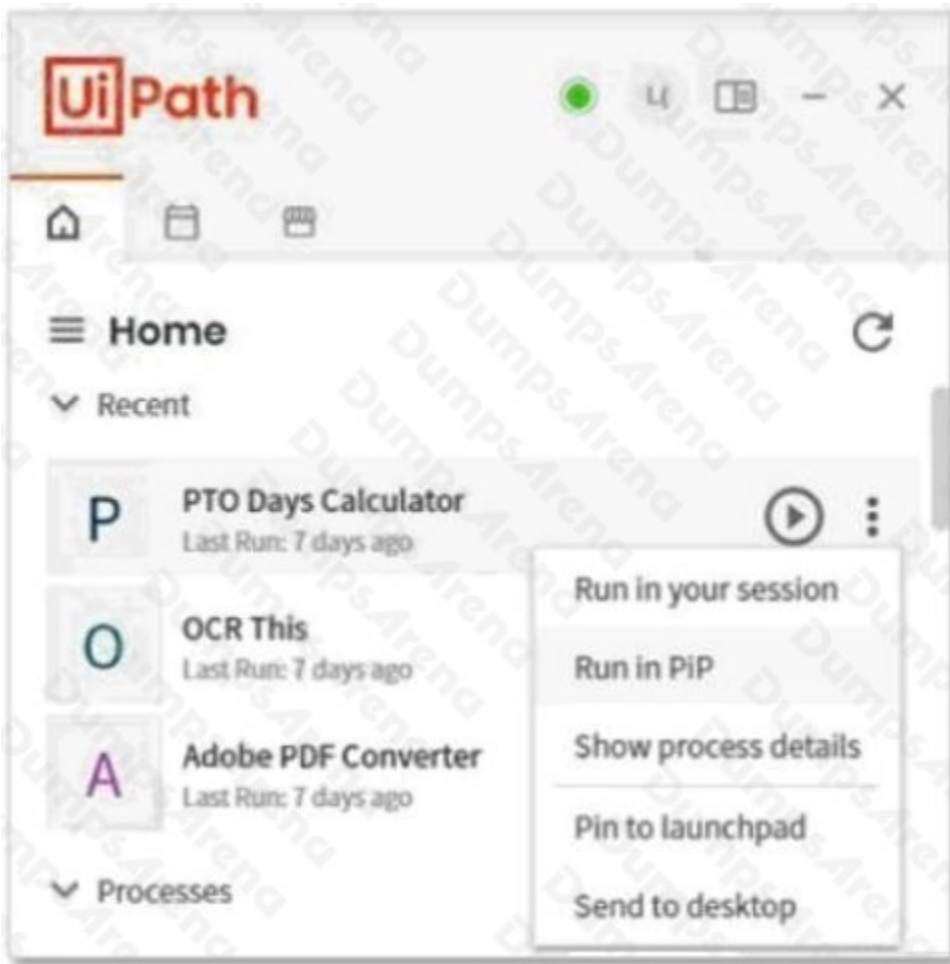
Options are :

- A. Add Queue Item
- B. Add Transaction Item
- C. Get Transaction Item

ANSWER: B

QUESTION NO: 14

Review the following exhibit:



What is the result of clicking the "Run in PiP" button?

- A.** The attended process starts in an isolated Windows session.
The user is prompted with a window to enter credentials on every run.
- B.** The attended process starts on a remote machine.
The user is prompted with a window to enter credentials.
- C.** The attended process starts in an isolated Windows session.
The user is logged in with the credentials entered from the main session.
- D.** The attended process starts in the same Windows session.
The user is logged in automatically with their credentials.

ANSWER: C

QUESTION NO: 15 - (SIMULATION)

In this exercise, you will create a UiPath automation that performs the steps below.

To achieve this, you will use the REFrameWork as the starting template and follow the UiPath development best practices.

Here are the steps performed by the Robot:

1. Log in to <https://www.acme-test.com>.
2. On the landing page, Dashboard, click on the Work items menu item. Scrape the data in all the pages of the table, page by page, ensuring error handling and recovery.
3. For each page:
 - Filter the records where Status is 'Open';
 - Filter the records where Description is 'Calculate Client Security Hash';
 - Filter the records where WIID is less than 600000;
 - Append the resulting datatable into an Excel worksheet, you shouldn't worry about the headers and format of the output file.

Constraints to follow in the development, using the REFrameWork:

1. TransactionItem datatype should be a String. The process should recover and retry in case of errors in navigation between WorkItems page. One transaction is the action of scraping one web page. By navigating to the next page, the next transaction will execute. (Same as ACME Process 4 Dispatcher from the UiPath Academy).
2. Create a separate workflow file for the Login to ACME. File input arguments: URL ; Username ; Password .
3. Create a separate workflow file for closing ACME.
3. Add the ACME_URL and ACME_Credential to the Config file.
4. Populate InitAllApplications.xaml from the Framework folder with Invoking the Login to ACME and navigation to the Work Items.
5. Populate CloseAllApplications.xaml from the Framework folder with Invoking the Close ACME.
6. Populate KillAllProcesses.xaml from the Framework folder with killing the process used.
7. Populate the Process.xaml file with the following actions: Web scraping, Filtering and Appending to Excel.

Important Note: Don't use external file references outside of the project folder (including Orchestrator Assets).

Place all the used files within the project folder, zip that folder and upload it to the UiPath Certification Platform.

Zip ALL the used workflow files AND the output Excel file. Then upload the .zip file to the UiPath Certification Platform.

ALL THE BEST!

ANSWER: Send your feedback on this.