

DUMPS ARENA

Implementing Data Models and Reports with Microsoft SQL Server 2014

Microsoft 70-466

Version Demo

Total Demo Questions: 10

Total Premium Questions: 189

Buy Premium PDF

<https://dumpsarena.co>

sales@dumpsarena.co

sales@dumpsarena.co
dumpsarena.co

Topic Break Down

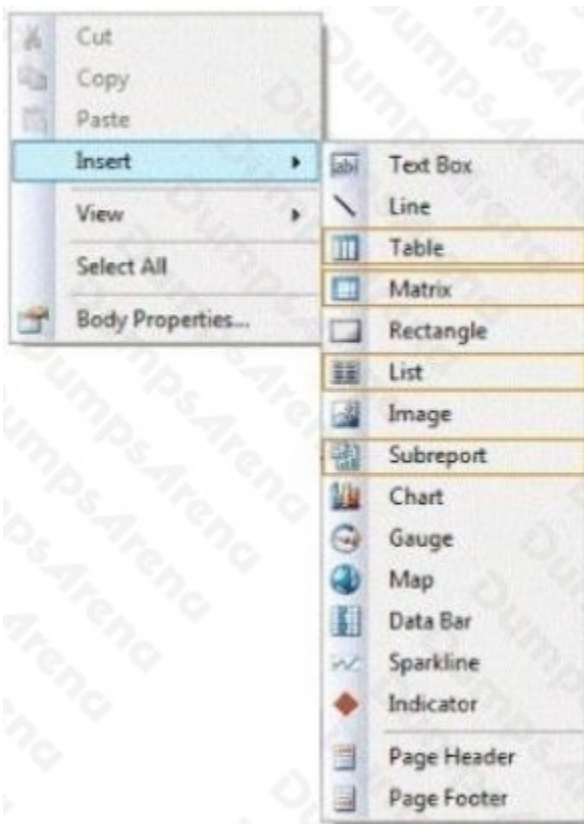
Topic	No. of Questions
Topic 1, Case Study 1	9
Topic 2, Case Study 2	12
Topic 3, Case Study 3	13
Topic 4, Mixed Questions	155
Total	189

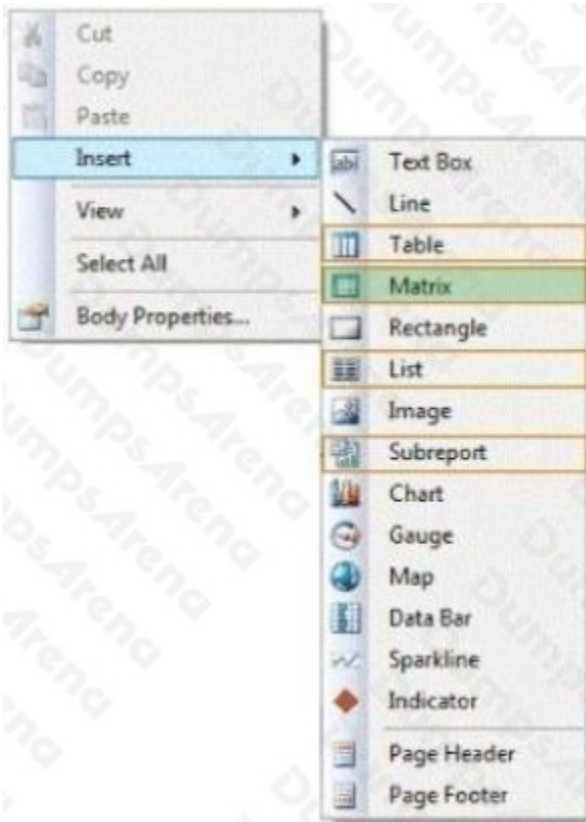
QUESTION NO: 1 - (HOTSPOT)**HOTSPOT**

You are designing a SQL Server Reporting Services (SSRS) report that sources data from a SQL Azure database.

You need to design the report to show the sum of sales. The sales must be grouped by region on the rows and year on the columns.

Which report item should you add? To answer, select the appropriate setting in the answer area.

Hot Area:**ANSWER:**

**QUESTION NO: 2**

You are modifying a SQL Server Analysis Services (SSAS) multidimensional database.

You have identified a dimension that is no longer used by any cubes.

You need to delete the dimension.

What should you do?

- A.** Write a Multidimensional Expressions (MDX) command to drop the dimension from the database.
- B.** Write a Data Mining Extensions (DMX) command to drop the dimension from the database.
- C.** Write a T-SQL command to drop the dimension from the database.
- D.** Delete the dimension by using SQL Server Management Studio Object Explorer.

ANSWER: D**Explanation:**

To delete a dimension in SQL Server Data Tools.

In Solution Explorer, right-click the dimension that you want to delete, and then click Delete.

References: <https://docs.microsoft.com/en-us/sql/analysis-services/multidimensional-models/database-dimensions-modify-or-delete-a-database-dimension-in-solution-explorer>

QUESTION NO: 3 - (DRAG DROP)

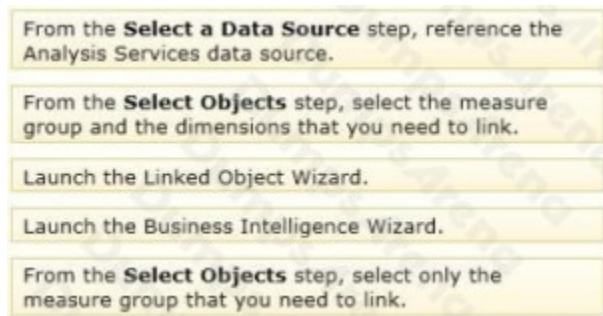
DRAG DROP

You are developing a SQL Server Analysis Services (SSAS) cube.

You need to reuse a measure group from a different database.

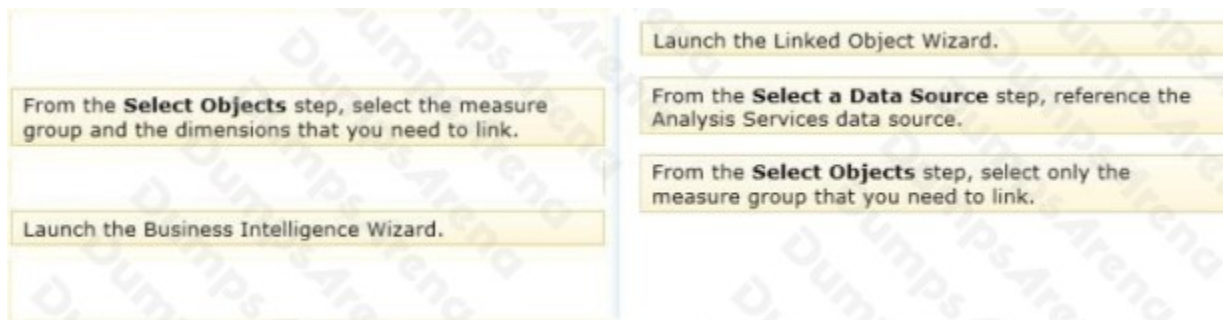
In SQL Server Data Tools (SSDT), which three actions should you perform in sequence? (To answer, move the appropriate actions from the list of actions to the answer area and arrange them in the correct order.)

Select and Place:



- From the **Select a Data Source** step, reference the Analysis Services data source.
- From the **Select Objects** step, select the measure group and the dimensions that you need to link.
- Launch the Linked Object Wizard.
- Launch the Business Intelligence Wizard.
- From the **Select Objects** step, select only the measure group that you need to link.

ANSWER:



- Launch the Linked Object Wizard.
- From the **Select a Data Source** step, reference the Analysis Services data source.
- From the **Select Objects** step, select only the measure group that you need to link.

Explanation:

Note:

* You can use the Linked Object Wizard to either link to or import cubes, dimensions, measure groups, calculations, and Key Performance Indicators (KPIs). You can link to or import these items from another database on the same server or from a database on a remote server

* On the Select a Data Source page of the Linked Object Wizard, choose the Analysis Services data source or create a new one.

* On the Select Objects page of the wizard, choose the dimensions you want to link to in the remote database. You cannot link to linked dimensions in the remote database.

* Incorrect Answers:

- The Business Intelligence Wizard can guide you through some or all the following steps:
- Define time intelligence for cubes.
- Define account intelligence for cubes and dimensions.
- Define dimension intelligence for cubes and dimensions. ▪ Define unary operators for cubes.
- Set custom member formulas for cubes and dimensions.
- Specify attribute ordering for dimensions.
- Enable dimension writeback for dimensions.
- Define semi-additive behavior for cubes. ▪ Define currency conversion for cubes.

Reference: Using Linked Objects in a Cube

QUESTION NO: 4

You are developing a SQL Server Analysis Services (SSAS) tabular project. A model defines a measure named Revenue and includes a table named Date. The table includes year, semester, quarter, month, and date columns. The Date column is of data type Date. The table contains a set of contiguous dates.

You need to create a measure to report on year-over-year growth of revenue.

What should you do? (Each answer presents a complete solution. Choose all that apply.)

- A. Define the following calculation.
- ```
Year Over Year Revenue Growth:=[Revenue] - CALCULATE([Revenue],
SAMEPERIODLASTYEAR('Date'[Date]))
```
- B. Define the following calculation.
- ```
Year Over Year Revenue Growth:=CALCULATE([Revenue], DATEADD('Date'[Date], 1, YEAR))
```
- C. Use the Business Intelligence Wizard and then use the **Define time intelligence** enhancement.
- D. Define the following calculation.
- ```
Year Over Year Revenue Growth:=[Revenue] - CALCULATE([Revenue],
PARALLELPERIOD('Date'[Date], -12, MONTH))
```

- A. Option A
- B. Option B
- C. Option C
- D. Option D

**ANSWER: A C D**

**QUESTION NO: 5**

You have a SQL Server Reporting Services (SSRS) instance. The instance has a report that displays 3 million records.

Users report that they experience performance issues when they use the report.

You need to ensure that the report renders as quickly as possible.

Which two actions should you perform? Each correct answer presents part of the solution.

- A. Enable versioning.
- B. Enable caching.
- C. Enable report history.
- D. Create snapshots.
- E. Implement pagination.

**ANSWER: A B**

**QUESTION NO: 6 - (DRAG DROP)**

DRAG DROP

You are using Multidimensional Expressions (MDX) to query a SQL Server Analysis Services (SSAS) cube.

You need to compute the aggregate value of the 10 most-ordered produces in the Product Categories hierarchy. The Product level is the lowest in the hierarchy.

Which functions should you use to complete the MDX query? (To answer, drag the appropriate functions from the list of functions to the correct locations in the answer area.)

**Select and Place:**

```

WITH MEMBER [Measures].[SumOfTop10products]
AS (
 (
 (([Product].[Product Categories], ,)
 ,10
 , [Measures].[Order Quantity])
 , [Measures].[Order Quantity])
)
)
SELECT
 {[Measures].[Order Quantity], [Measures].[SumOfTop10products]}
ON COLUMNS
, {[Product].[Product Categories].[Category].&[4]}
, [Product].[Product Categories].[Subcategory].&[31]}
ON ROWS
FROM [Orders]

```

**ANSWER:**

```

WITH MEMBER [Measures].[SumOfTop10products]
AS TOPCOUNT (
 AGGREGATE (
 DESCENDANT (([Product].[Product Categories], , LEAVES)
 ,10
 , [Measures].[Order Quantity])
 , [Measures].[Order Quantity])
)
)
SELECT
 {[Measures].[Order Quantity], [Measures].[SumOfTop10products]}
ON COLUMNS
, {[Product].[Product Categories].[Category].&[4]}
, [Product].[Product Categories].[Subcategory].&[31]}
ON ROWS
FROM [Orders]

```

**Explanation:**

Note:

\* Example (order of TopCount and Aggregate):

WITH

SET

[Top25Customers] as

TopCount([Customers].[All Customers].Children, 25.0, [Measures].[Sales])

MEMBER [Customers].[All Customers].[Rest of Customers] as

Aggregate(Except([Customers].[All Customers].Children,[Top25Customers]))

SELECT

NON EMPTY {CROSSJOIN([Markets].[All Markets].Children,{[Measures].Sales})}

ON COLUMNS,

Union([Top25Customers],[Customers].[All Customers].[Rest of Customers])) ON ROWS from [SteelWheelsSales]

\* TopCount: Sorts a set in descending order and returns the specified number of elements with the highest values.\*Aggregate:

Returns a number that is calculated by aggregating over the cells returned by the set expression. If a numeric expression is not provided, this function aggregates each measure within the current query context by using the default aggregation operator that is specified for each measure. If a numeric expression is provided, this function first evaluates, and then sums, the numeric expression for each cell in the specified set.

\* Example:

One can extract the leaf members of a parent child hierarchy by asking the descendants of the root member with the following expression: Descendants([Organization].[Organizations].&[1], , LEAVES) \* Incorrect:

/ Not TopSUM: Returns, in order of decreasing rank, the top-most rows of a table whose cumulative total is at least a specified value.

### QUESTION NO: 7

You are developing a SQL Server Analysis Services (SSAS) tabular project.

You need to grant the minimum permissions necessary to enable users to query data in a data model.

Which role permission should you use?

- A. Explorer
- B. Process
- C. Browser
- D. Administrator
- E. Select
- F. Read

**ANSWER: F**

### QUESTION NO: 8 - (HOTSPOT)

HOTSPOT

You create a new SharePoint site to store reports for the manufacturing department.

You need to recommend a solution to meet the security requirements for the sales department users and the manufacturing department users.

What should you recommend? To answer, select the appropriate group for the sales department users and the manufacturing department users in the answer area.

Hot Area:

Answer Area

| Sales department users                                                                                                 | Manufacturing department users                                                                                           |
|------------------------------------------------------------------------------------------------------------------------|--------------------------------------------------------------------------------------------------------------------------|
| <input type="text"/>                                                                                                   | <input type="text"/>                                                                                                     |
| <ul style="list-style-type: none"> <li>Owners</li> <li>Readers</li> <li>Members</li> <li>Restricted readers</li> </ul> | <ul style="list-style-type: none"> <li>Visitors</li> <li>Readers</li> <li>Members</li> <li>Restricted readers</li> </ul> |

ANSWER:

Answer Area

| Sales department users                                                                                                                                    | Manufacturing department users                                                                                                                              |
|-----------------------------------------------------------------------------------------------------------------------------------------------------------|-------------------------------------------------------------------------------------------------------------------------------------------------------------|
| <input type="text"/>                                                                                                                                      | <input type="text"/>                                                                                                                                        |
| <ul style="list-style-type: none"> <li>Owners</li> <li>Readers</li> <li>Members</li> <li style="background-color: #d9ead3;">Restricted readers</li> </ul> | <ul style="list-style-type: none"> <li>Visitors</li> <li>Readers</li> <li style="background-color: #d9ead3;">Members</li> <li>Restricted readers</li> </ul> |

QUESTION NO: 9

You need to develop the executive reports.

What should you do? (Each correct answer presents part of the solution. Choose all that apply.)

- A. Provide default values for all parameters.
- B. Set the data source to use Windows authentication.
- C. Remove default values from all parameters.
- D. Implement dataset filters to filter data.
- E. Set the data source to use stored Windows credentials.

F. Implement dataset query parameters to filter data.

**ANSWER: A D E**

**QUESTION NO: 10**

You are developing a SQL Server Reporting Services (SSRS) sales summary report.

The report header consists of several images.

You need to ensure that the header of the report is hidden when a user exports the report to PDF format.

Which Hidden property expression should you use for the report header? {More than one answer choice may achieve the goal. Select the BEST answer.}

**A.** =(Globals!RenderFormat.IsInteractive = False)

**B.** = (Globals!RenderFormat.Name = "PDF")

**C.** =False

**D.** =True

**ANSWER: B**